


**RULES, REGULATIONS  
AND SCALES  
APPLICABLE TO THE  
PROOF OF SMALL ARMS**

**2006**



**THE WORSHIPFUL COMPANY  
OF GUNMAKERS OF LONDON**

**The London Proof House,  
48 Commercial Road,  
London E1 1LP**



**THE GUARDIANS OF THE  
BIRMINGHAM PROOF HOUSE**

**The Birmingham Proof House,  
Banbury Street,  
Birmingham B5 5RH**

## CONTENTS OF THE RULES OF PROOF 2006

	<u>Page No.</u>
<b>Introduction</b> .....	1,2
<b>Schedule B</b> - Rules, Regulations & Scales Applicable to the Proof of Barrels of Small Arms.	
Classification of barrels of small arms .....	3
Definitions .....	3,4,5,6
Part I General .....	6,7
Part II Condition & Information prior to Proof .....	7,8,9
Part III View.....	9,10
Part IV The Proof Load.....	11,12,13
Part V Proof Marks used by the British Proof Authorities .....	14 - 20
Part VI Approval for Cartridge Control	
3.1 Testing of Commercial Ammunition. ....	20 - 25
(This data is subject to change by C.I.P. For further data please refer to the most recently issued C.I.P. CD disc, available from either Proof House)	
3.2 Testing of Commercial Ammunition, Explanatory remarks.....	25 - 28
3.3 Technical Annex for the testing of Commercial Ammunition.....	29 - 36
3.4 Testing of Commercial Ammunition, Dimensions to be checked .....	36 - 40
<b>APPENDIX I</b>	
Smooth Bore Shotgun Chamber & Bore Dimensions .....	41- 42
<b>APPENDIX II</b>	
Tabulation of British Proof Marks .....	43- 44
<b>APPENDIX III</b>	
Other marks used by the British Proof Authorities .....	45
<b>APPENDIX IV</b>	
Recognised Reciprocal C.I.P. Proof Marks	
Austrian Proof Marks .....	46
Belgian Proof Marks .....	47- 49
Chilean Proof Marks.....	50
Czech Republic Proof Marks .....	51
Finnish Proof Marks .....	52
French Proof Marks.....	53- 54
German Proof Marks.....	55
Hungarian Proof Marks .....	56
Italian Proof Marks .....	57
Russian Federation Proof Marks .....	58
Slovakian Republic Proof Marks .....	59
Spanish Proof Marks .....	60
Approval & Signatories to the Rules .....	61

**RULES, REGULATIONS AND SCALES,**

made in the month of April 2006

BY THE

**GUNMAKERS' COMPANY**

AND THE

**GUARDIANS OF THE  
BIRMINGHAM PROOF HOUSE**

*Under Authority of the Gun Barrel Proof Acts, 1868, 1950(a) and 1978*

(a) S.I.1996/1576: The Deregulation (Gun Barrel Proving) Order 1996

---

*Effective from the 1<sup>st</sup> August 2006*

---

## **Whereas**

(A) IN and by Section 117 of the Gun Barrel Proof Act, 1868 (hereinafter called " the Principal Act "), the Master, Wardens and Society of the Mistery of the Gunmakers of the City of London (hereinafter separately called " the Gunmakers' Company ") and the Guardians of the Birmingham Proof House (hereinafter separately called " the Guardians ") in the Principal Act and hereinafter referred to collectively as "the Two Companies" are empowered, from time to time, should they deem the Proof or the Rules, Regulations and Scales stated in Schedule B to the Principal Act annexed, or any of them respectively, insufficient or inapplicable or unsuitable, on application to and with the Approval of Her Majesty's Principal Secretary of State for the War Department, to repeal or alter all or any of the Rules and Regulations and all or any Part of the Scales respectively from time to time in force under the Principal Act for the Proof of small arms or of any classes of small arms, and may make, repeal, and alter any new Rules and Regulations, and any new Scales in that behalf.

(B) THE Gun Barrel Proof Act 1978 amended the Principal Act in certain material respects. Amongst other things Section 5 provides that in Rules, Regulations and Scales of Proof made or altered under Section 117 of the Principal Act measurements (whether length, area, volume, mass or weight) may be expressed in imperial or in metric units, where internationally recognised.

(C ) THE Permanent International Commission, as defined in Section 4 of the Principal Act, as amended, has made certain binding decisions with the consent of the United Kingdom which are now included within the register mentioned in Section 129, as amended, of the said act. The Two Companies require to annex those decisions to Rules and Regulations as methods and Scales of Proof for the purposes of implementation, where necessary, so as to bring them up to date and more in accordance with present day domestic and international methods, experience, practice and usage.

(D) THE Two Companies have in pursuance of the power contained in Section 117 of the Principal Act and with the approval required by virtue of the section as therein mentioned, from time to time repealed, amended and altered certain of the Rules, Regulations and Scales under the Principal Act, as stated in Schedule B thereto, and also made certain new Rules, Regulations and Scales thereunder.

(E) THE function of Her Majesty's Principal Secretary of State for the War Department under the Principal Act (inter alia) relating to the repeal and alteration of the Rules, Regulations and Scales applicable to the Proof of Barrels of Small Arms are now transferred to one of Her Majesty's Principal Secretaries of State.

(F) THE Rules, Regulations and Scales now in force under the Principal Act are the Rules, Regulations and Scales which were approved by the Parliamentary Under-Secretary of State, Department of Trade and Industry on 1<sup>st</sup> November 1989.

(G) THE Rules, Regulations and Scales stated in Schedule B to the Principal Act have been amended from time to time.

(H) SINCE the date of the approval of the last mentioned Rules, Regulations and Scales, the Two Companies have again come to the conclusion that some of the said Rules, Regulations and Scales now in force are unsuitable.

NOW THEREFORE the Two Companies with the approval of The Secretary of State for Trade and Industry, do hereby repeal the said Rules, Regulations and Scales made in the month of November 1989 and in lieu thereof do make the Rules, Regulations and Scales applicable to the Proof of Barrels of Small Arms 2006 annexed hereto and coming into operation on 1<sup>st</sup> August 2006.

(b) S.I. 1947/985, 1959/1768, 1959/1828, Defence (Transfer of Functions) Act 1964 c. 15.

**SCHEDULE B** (made in accordance with Section 117  
of the Principal Act)

**RULES, REGULATIONS AND SCALES APPLICABLE  
TO THE PROOF OF BARRELS OF SMALL ARMS**

---

**CLASSIFICATION OF BARRELS OF SMALL ARMS**

*First Class:-* Smooth bore breech loading arms of 4 bore or smaller discharging shot or bullet, the bore diameter and the dimensions of each chamber of which are within the limits required by Rule 18 (See Appendix 1, Tables 1A and 1B).

*Second Class:-* Rifled breech loading arms discharging shot or bullet (not being of the Third Class), the dimensions of each chamber and barrel of which conform to those specified in C.I.P. Tables for the corresponding cartridge.

*Third Class:-* Revolvers and pistols and automatic and self-loading arms otherwise of the Second Class but the barrel lengths of which are less than 30 centimetres.

*Fourth Class:-* All arms not being of the First, Second or Third Class, any arm which would otherwise be of the First, Second or Third Class, but which has been declared by the Sender as being, and/or is without such declaration, in the opinion of the Proof Master, for such a special purpose that it ought not to be so classified, together with all arms declared for use with Black Powder.

**DEFINITIONS**

In these Rules, unless the context otherwise requires, the following expressions have the meanings hereby assigned to them respectively, that is to say:—

- (1) *Action* means such parts of the arm that comprise the breech and function the arm.
- (2) *Approved National Authority* means in the UK the British Proof Authority. Other terms with the same meaning are *national organisation, approved national body, national authority, national agency*.
- (3) *Barrel* includes every Barrel of every Small Arm, and every Breech of every Small Arm, and every Part of every Small Arm which would in the User of the Small Arm contain all or any part of the Charge of the Small Arm, and every Part of every Small Arm in, from, or through which Part in the User of the Small Arm all or any Part of the Charge thereof would be exploded or discharged:  
*Barrel* also includes every Barrel welded, forged or cast, finished or unfinished, or in any progressive State of Manufacture, and any or every Part of a Barrel.” For further interpretation, see Gun Barrel Proof Act 1868, Section 4.

- (4) *Barrel Attachment Requiring Proof* means a device forming any part of a barrel, removable or otherwise, from or through which any part of the Load would be discharged.
- (5) *Barrel length* means the distance from the breech face of the barrel to the muzzle, or in the case of a revolver, including the length of the cylinder. The sole purpose of this definition is for the Classification of Barrels of Small Arms under Schedule B of these Rules and there shall not be included in this length any removable barrel attachment.
- (6) *Branch Proof House* means any Proof House established by either one of the Two Companies, or jointly operated by The British Proof Authority, under the Provisions of Section 89 of the Principal Act and section 3 of the Gun Barrel Proof Act 1978.
- (7) *Breech* means such parts of the arm which are highly stressed components intended to prevent the escape of gases generated by firing a load.
- (8) *British Proof Authority* means the Two Companies acting jointly in connection with the conduct of proof and C.I.P. requirements.
- (9) *C.I.P.* means the Commission Internationale Permanante pour L'Epreuve des Armes a Feu portatives (the Permanent International Commission for the Proof of Small Arms) established under a Convention done at Brussels on 1st July 1969.
- (10) *C.I.P. Approval* for Cartridge Control means cartridges of all calibres which have been tested by a C.I.P. member state proof house, or proof house authorised establishment, to ensure conformity with C.I.P. Tables, relating to dimensions, pressures, performance and marking.
- (11) *C.I.P. Decisions* means Decisions made by C.I.P. from time to time, which become binding on member states in international law, and form documents, comprising the register of proof marks for the purposes of proof and section 129 of the Principal Act; copies of these Decisions may be obtained from, or be inspected by appointment at the London or Birmingham Proof Houses. Where C.I.P. Decisions conflict with these Rules, the Rules shall take precedence.
- (12) *C. I. P. Tables* means Tables of Scales which are approved from time to time by C.I.P. and produced as a result of C.I.P. Decisions covering cartridge and chamber dimensions, bore diameters and levels of pressure (T.D.C.C.). Copies of these Tables may be obtained from or be inspected by appointment at the London or Birmingham Proof Houses.
- (13) *Homologation* means Type Approval.

- (14) *Hut* means a Temporary Breech fitted to a barrel for the purpose of proof.
- (15) *Hybrid Cartridge* means any cartridge not included in C.I.P. Tables.
- (16) *Load* means the charge of propellant, the projectile, the wadding and any other material to be fired or discharged through a barrel.
- (17) *Mean Maximum Pressure* means the average of a number of pressures developed by firing the same loads and measured at a position in a chamber or barrel.
- (18) *Muzzle* means the end of the barrel of a Small Arm through which any fired projectile(s) exits.
- (19) *Out of Proof* means any arm bearing invalid proof marks and therefore deemed to be unproved.
- (20) *Proof Load* means the load required to develop proof pressure on firing.
- (21) *Proof Master* means the person or persons, who, for the time being, carry out the duties of Proof Master of the Proof House to which a barrel or arm has been submitted.
- (22) *Proof Pressure* means the mean maximum pressure required by Rules 26, 27 and 28 to prove a barrel or arm.
- (23) *Reproof* means the further proof test of the barrel of a small arm after its original or previous test.
- (24) *Sender* means the person (not being a servant or agent) who submits a barrel or arm for proof or reproof.
- (25) *Service Cartridge* means any C.I.P. approved cartridge generally available in the United Kingdom, or elsewhere, for use by the public or by H.M. Forces in any small arm in which such cartridge is intended to be used.
- (26) *Service Load* means the load either in a Service Cartridge, or (where not so loaded) intended for use in safety in a barrel or arm.
- (27) *Service Pressure* means the mean pressure developed by firing Service Loads.
- (28) *Sleeve(d) or Line(d)* means the replacement of any highly stressed part of the barrel and or chamber of any small arm, by which means any existing proof mark has been transposed onto the new barrel(s); see section 122 of the Principal Act for further interpretation.
- (29) *Special Definitive Proof* means the Definitive Proof of a barrel or arm intended for use with a Special Load.

- (30) *Special Load* means a load which on firing develops a mean pressure greater than that developed on firing a Service Load.
- (31) *Type Approval* means the process of examining, checking a product type (here a type of weapon, tool or cartridge) and its subsequent approval and marking for sale commercially. Other terms with the same meaning are *homologation, type-testing approval, type classification*.
- (32) *Unique Identifier* means any unique serial number, mark, stamp, design or some other means so as to permanently identify the barrel, action or breech of any small arm.
- (33) *User* means use.
- (34) *View* means the inspection in accordance with Part III of these Rules of a barrel or arm before and after firing a Proof Load in it.

Other words and expressions, to which meanings are assigned by Section 4 of the Principal Act, have the same respective meanings.

Interpretation The headings and marginal notes to each Rule are inserted for convenience only and shall not form part of these Rules.

## RULES OF PROOF

### PART I

#### GENERAL

Proof 1.— Each Proof shall consist of View and the firing of Proof Loads in the barrel or in each barrel of the arm, or in the case of a revolver, one Proof Load in each chamber of the arm.

Kinds of Proof 2.— There shall be two kinds of Proof, namely:—  
 (a) voluntary Provisional Proof  
 (b) compulsory Definitive Proof

Types of Proof There shall be three types of Definitive Proof, namely:—  
 (i) Standard Definitive Proof (for standard pressure cartridges)  
 (ii) Superior Definitive Proof (for high performance cartridges)  
 (iii) Special Definitive Proof (for special hybrid loads)

but where, elsewhere in these Rules, Regulations and Scales, the expression “Definitive Proof” shall appear, such expression shall (unless the context otherwise requires) mean such Definitive Proof to the exclusion of Special Definitive Proof.



3.— All Arms and Barrels of any class may, but need not be, Provisionally Proved. Proofs required Provisional.

4.— In addition to any voluntary Provisional Proof all Arms and Barrels of whatever class shall be proved either by Definitive or by Special Definitive Proof. Proofs required: Definitive.

5.— If any Barrel marked as Proved in accordance with the Gun Barrel Proof Acts and these Rules shall, by any Process of Manufacture or by any other Means whatsoever other than the User and Wear and Tear thereof, be enlarged in the bore beyond tolerances specified in C.I.P. Tables, or if a Barrel of the First Class, be enlarged by more than 0.2mm beyond the size marked and thereby be reduced in Substance or Strength, thereby rendering the Proof Marks invalid, such Barrel shall be deemed to be out of Proof and Unproved. For the purpose of this Rule any alteration to, or replacement of any highly stressed Action or Breech component part marked as Proved, shall render the Arm out of Proof and Unproved. Barrels enlarged in the bore.

6.—If a barrel of one sort is converted into a barrel of another sort, (for example a short barrel into a longer barrel or a barrel into a sound moderated barrel or from a fixed choke to an interchangeable choke,) the barrel shall be deemed out of proof from the time when the conversion is begun. (See sections 115 and 130 of the Principal Act, as amended.) Barrels converted

7.— Unless required otherwise by the Sender an arm submitted for re-proof shall, if in the opinion of the Proof Master it ought so to be proved, be proved by such corresponding Definitive Proof or Special Definitive Proof, as that by which it was proved on the last previous occasion of proof or re-proof. If, either at the request of the Sender or option of the Proof Master, it is not so re-proved, it shall be proved as if it had never previously been proved. Re-proof.

8.— Small Arms shall be adjudged in or out of Proof in relation to the Rules under which they were proved *or* re-proved on the last occasion.

---

## PART II

### CONDITION AND INFORMATION PRIOR TO PROOF

9.— (1) The Sender shall deliver each arm and each barrel in a proper state for proof. Condition generally

(2) Each barrel shall be fine-bored and turned or ground.

(3) Each barrel shall be, if sent for proof, clean, free from rust, pitting, dents and bulges, both internally and externally, or, if sent for re-proof, in a reasonable condition, to the satisfaction of the Proof Master.

(4) If an action be fitted to a barrel, it must be tight on the breech face, and, the head space shall be to the satisfaction of the Proof Master.

Information  
generally

10.— Each small arm shall be marked with a unique identifier in accordance with C.I.P. Decision XVII – 11 Article 4, or at the discretion of the British Proof Authorities.

In addition to the requirements of Rule 9, each barrel and arm shall be in the condition, and the Sender shall supply to the Proof Master in writing the information, required by Rules 11 or 12.

Provisional  
Proof:  
Condition.

11.— As to a barrel submitted for Provisional Proof: —

(a) In condition, it may, but need not, be chambered or rifled. The touch hole drilled in any plug fitted to it must be of a diameter not exceeding 1.6 millimetres.

(b) the information required shall be the nominal bore or calibre and class of the arm for which it is intended in its finished state.

12.— As to any barrel or arm submitted for Definitive Proof, or Definitive Re-proof, or Special Definitive Proof, or Special Definitive Re-proof:—

Condition

(a) In condition, each barrel shall be struck up, smoothed, and chambered, and, if intended for a rifled arm, rifled. Each barrel shall be fitted to its action, which shall be finished or in the finished state and intended for such arm, except in the case of a finished barrel which may be fitted with a Hut. If a revolver, it shall have its cylinder or chambers with the revolving action and firing mechanism complete and in working order. If an automatic or self-loading arm, it shall be complete and in working order. Any barrel attachment requiring proof shall be fitted, unless it is detachable and has been previously proved and marked accordingly.

Information

(b) The information required shall be the following:—

- (i). The Class of arm, and the nominal bore or calibre of each barrel;
- (ii). The type or kind of Proof required;
- (iii). If of the First Class, the nominal length of the chamber of each barrel;
- (iv). If of the Second or Third Class, the nominal length of the case of the Service Cartridge;
- (v). If of the Fourth Class, the dimensions of the Chamber (if so provided) and details of the purpose for which the arm is intended;
- (vi). In the case only of a Definitive Proof or Definitive Re-proof, the Service Load or Service Pressure;
- (vii). In the case of a Special Definitive Proof or Special Definitive Re-proof or hybrid cartridge full details, to the satisfaction of the Proof Master, of any special mean pressure or Special Load for which it is intended.
- (viii). The serial number of the arm.

13.— If a Sender shall submit a barrel or arm in a condition which fails to comply with the requirements of this part of these Rules, or shall require it to be proved by a type of Proof which, in the opinion of the Proof Master, is unsuitable, or in respect of such barrel or arm, shall supply information which is, in the opinion of the Proof Master, inadequate or erroneous, or shall fail to supply any information, the Proof Master may either refuse to prove the barrel or arm, or may prove and mark it, subject to these Rules, by a type of Proof by which and in a manner in which, in his opinion, it ought to be proved and marked.

Erroneous, inadequate or no information, or arms not suitable for proof.

14.— Nothing in these Rules shall require the Proof Master to accept for proof or re-proof any barrel or arm, which is in such a state or condition, at the time of receipt by him, that, in his opinion, it cannot be viewed or cannot be viewed in a manner whereby any defects (whether latent or patent) would be disclosed or it cannot be loaded or fired with a Proof Load except by involving him or his assistants in unusual danger.

Exceptions.

### **PART III VIEW**

15.— View shall be an integral part of proof, and of re-proof. No proof mark shall be made on a barrel or arm, which, in the opinion of the Proof Master, shall have failed to comply with this part of the Rules.

Integral to Proof

Barrels or arms may be rejected by a Proof Master or his assistant before proof as not being in fit condition for proof, or after proof having failed proof. Arms may be deemed not in fit condition for proof on the grounds that their condition is such that the Proof Master or his assistant could not view them before and after proof so as to determine whether any material change has resulted from the proof firing.

Proof Master or his assistant.

There shall be no arbitrary defacement or barring out of existing Proof Marks on arms rejected before Proof.

16.— Before firing any Proof Load, each barrel of, or declared as intended for an arm of the First, Second or Third Class shall be inspected for straightness and condition.

Straightness of arms of 1<sup>st</sup>, 2<sup>nd</sup> and 3<sup>rd</sup> Class

17.— Before firing a load for Provisional Proof, a barrel of, or declared as intended for, an arm of the First Class shall be gauged at a distance of 23 centimetres from the breech face for its bore diameter.

Gauge of 1<sup>st</sup> Class Arms for Provisional Proof.

18.— Before firing a load for any Definitive Proof or Re-proof, or Special Definitive Proof or Re-proof: —

Measurement of bore and chamber dimensions.

(a) As to an arm of the First Class:—

- (i) Each chamber shall be gauged to ascertain that each diameter and each length shall be within the limits set out in Tables 1A and 1B of Appendix I for the dimensions of such chamber.

- (ii) Each barrel shall be gauged at a distance of 23 centimetres from its breech face for its bore diameter, which shall be within the limits set out in Table 1A of Appendix I for the diameter of such barrel. The bore gauges to be used shall be capable of measuring the diameters set out in Table 1B of Appendix I. Such bore diameter shall be deemed to be that measured at a depth of 23 centimetres from its breech face.

(b) As to an arm of the Second or Third Class:—

Each length of the chamber measured from the breech face, and each diameter of the chamber of each barrel, and the bore of each barrel, or in the case of a revolver of each chamber of its cylinder, shall be equal to the dimension set out in C.I.P. Tables.

(c) As to an arm of the Fourth Class:—

Each barrel shall be viewed as the Two Companies may (within the limits of these Rules) deem appropriate. In particular, each smooth bore barrel shall be gauged at a distance of 23 centimetres from its breech face for its bore diameter, or if the barrel is less than 23 centimetres long, at its muzzle.

Inspection  
for change  
after firing

19. — After the firing of the Proof Loads, a barrel or arm shall be inspected again to ascertain if any material change has taken place as a result of such firings.

20. — Where metallic cartridge cases are employed in proof, these shall be examined after firing, for evidence of distortion or incorrect headspace.

Arms failing  
view.

21. — A barrel or arm, which fails to comply with the provisions of this part of the Rules, or which, on inspection, is found to have changed materially by reason of the firing of Proof Loads shall be deemed to have failed Proof.

Other methods  
of view.

22. — Nothing herein shall preclude the Two Companies from viewing, by means of any test, for the detection in any barrel or arm of any flaw or of any material, which, in the opinion of the Proof Master, is, or appears to be, of such a nature that the firing of a Service or Special Load in such barrel or arm could be or become dangerous to the user; and upon the detection of such flaw or such material, such barrel or arm shall fail Proof. Where reference is made to bore gauges, micrometer adjustable gauges or other approved measuring instruments may be used at the discretion of the Two Companies.

## PART IV

### THE PROOF LOAD

23. — The materials for use in each Proof Load shall be selected by the Proof Master:—

Materials for  
Proof Loads

- (a) As to the propellant from one of the following: —
  - (i). Any propellant for cartridges for small arms included in the list of authorised explosives issued by the Health and Safety Executive or other Government appointed body from time to time under the Explosives Acts.
  - (ii). Any propellant for cartridges not made in the United Kingdom, but intended for use in the arm sent for Proof.
  - (iii). Any other propellant, which the Two Companies may consider suitable.
- (b) As to projectiles any shot, bullet or other projectile substance which may be considered suitable.
- (c) As to wads, if used, any soft felt or other material which may be considered suitable.

24. — Unless otherwise stated in these Rules or any Appendix hereto, the temperature at which the propellants or cartridges or components of cartridges shall be tested is 21 degrees centigrade, plus or minus 1 degree.

Specifications

25. — The propellants or cartridges or components of cartridges stored at the Proof House for use in Proof shall at all times be open to inspection, without notice, by an officer authorised for the purpose by the Secretary of State, who may take samples for examination or trial.

Power of search  
by minister.

26. — Where not specified in C.I.P. Tables of Pressure, Proof Pressures shall be based on the mean maximum pressures developed by firing not less than five Service Loads or Special Loads.

Calculation of  
Proof Pressures.

27. — Where not specified in Tables each Proof Pressure shall be calculated so that it exceeds the highest mean Service Pressure or (in the case of Special Definitive Proof) the mean pressure developed by the Special Load of the arm by an amount which is equal to or greater than the amounts specified below:—

Relation of  
Proof Pressure  
to Service  
Pressure.

- (a) In the case of Provisional Proof of an arm, or barrel intended for an arm, of the First Class, when pressures are measured at a position 17mm or 25mm from the breech face, the amount of 30 per cent; and at a position 162mm from the breech face, the amount of 30 per cent.
- (b) In the case of Provisional Proof of any other barrel or arm, when pressures are measured at a position indicated in C.I.P. Tables or where not so indicated as the Two Companies may think suitable, such amount as the Two Companies may agree.

- (c) In the case of Definitive Proof or Special Definitive Proof of an arm of the First Class, when pressures are measured at both 17mm or 25mm and 162mm from its breech face, the amount of 30 per cent at the first point, or such increased amount as the Two Companies may agree.
- (d) In the case of Definitive Proof or Special Definitive Proof of an arm of the Second or Third Class measured at such a position as the Two Companies may consider suitable, the amount of 30 per cent.
- (e) In the case Definitive Proof or Special Definitive Proof of an arm of the Fourth Class measured in such manner as the Two Companies may consider suitable, the amount of 30 per cent.

28. — (1) The minimum Proof Pressure for an arm of the First, Second and Third Class shall be that set out in C.I.P. Tables of Pressure or where not so set out, be such as the Two Companies shall from time to time determine.

(2) The Two Companies may reproduce from time to time amended Tables and Decisions as authorised by member states and issued by C.I.P.

29. — In the case of an arm or barrel declared by the Sender either for use with a Special Load, or for a mean pressure exceeding the highest Service Pressure for that arm, such arm or barrel shall be Specially Definitively Proved.

30. — If the cartridge for an arm or barrel sent for proof is a hybrid cartridge or is not a Service Cartridge as defined in these Rules, or if the Proof Master so requests, the Sender shall supply the Proof Master with such reasonable number of cartridges intended for use in the arm as may be required for the purpose of proof.

31. — Unless and until the Two Companies shall direct the Proof Masters otherwise,

Proof Loads for  
arms of the first  
class

(a) Each barrel for each arm of the First Class may be Provisionally Proved and shall be Definitively Proved with such Powder and Shot as the Proof Masters shall deem suitable to produce the pressures within the limits laid down in Rule 27.

And the 2<sup>nd</sup>  
and 3<sup>rd</sup> Class

(b) Each barrel for each arm of the Second or Third Class shall be Definitively Proved with a propellant and projectile to produce the pressures within the limits laid down in Rule 27, paragraph (d).

32.—(1) To ensure that Proof Pressures shall comply with the provisions of Rule 26, nothing herein shall preclude the Two Companies from directing the Proof Masters, where necessary, to vary the Proof Loads within the provisions of Rule 23.

Power to vary scales.

(2) The Proof Masters shall have authority to select a Powder capable of generating a Proof Pressure which conforms with the requirements of Rule 27.

33.—(1) Where the Service Cartridge has a metallic case, the case of the cartridge used in Definitive Proof shall be lightly oiled, except in the Definitive Proof of an arm of the Fourth Class either of such construction or declared by the Sender and (with or without such declaration) accepted by the Proof Master as being for such special purpose that oiling is unnecessary, without merit or otherwise not required or cannot be effected.

Conditions under which proof shot conducted.

(2) All propellants or cartridges or components of cartridges shall be kept immediately prior to their use in proof under such conditions as may appear to the Proof Master to be reasonable, provided that the temperature of such storage shall not be less than 55 degrees Fahrenheit, or 13 degrees Centigrade.

34. —(1) Subject as hereinafter mentioned each pressure developed by a load or cartridge may be measured by its force, acting through a transducer, piston on a crusher or other C.I.P. approved methods of measurement.

Measurement of pressure by force exerted on a crusher or transducer.

(2) Any pressure mentioned in any C.I.P. Decision or Table shall be measured by the method approved.

Method

(3) In default of any statement in any Table the pressure developed on firing loads or cartridges shall be measured (in the absolute discretion of the Two Companies) by any method described in and approved by C.I.P. Decisions from time to time in force.

35. —Nothing herein shall preclude the Two Companies from measuring pressures by any method other than those hereinbefore described; and upon the adoption of any such method by the Two Companies, they shall publish the details thereof, together with scales or tables of the pressures measured thereby.

Other Methods.

## PART V

### MARKS

36. — The marks denoting proof of any barrel or arm to be used by the Two Companies are one or more (as required by Rules 36 to 50 inclusive) of the following, namely:-

**Mark No. 1**, denoting Provisional Proof shall: —

As to the Gunmakers Company be the letters G P interlaced in cypher, surmounted by a Lion Rampant, thus:—



As to the Guardians, be the letters B P interlaced in cypher, surmounted by a Crown, thus: —



**Definitive Proof** as defined in the Principal Act, including both Definitive and Special Definitive Proof, shall (in addition to any other mark) be denoted: —

**Mark No. 2**, as to the Gunmakers Company by, being the letters GP interlaced in cypher, surmounted by a Crown, thus: —



**Mark No. 3**, as to the Guardians, or **Mark No. 4** mentioned below.

**Mark No. 3, Denoting** Definitive Proof for Nitro Powder, shall: —

As to the Gunmakers Company, be the letters N P surmounted by an Arm Dexter in Armour Embowered, holding a scimitar, thus: —



As to the Guardians, be the letters B N P surmounted by a Crown, thus:—





**Mark No. 4**, denoting Definitive Proof, for Black Powder only shall (in addition to any other Mark): —

As to the Gunmakers Company, **Mark No. 2**,

As to the Guardians, be the letters B P surmounted by a Crown, thus: —



**Mark No. 5**, denoting Proof, for Black Powder only, shall (in addition to any other Mark):—

As to the Two Companies, be the words thus:—

**NOT NITRO** or

thus **BLACK POWDER**

**Mark No. 6**, denoting Standard Proof pressure for arms of the First Class:—

As to the Two Companies the capital letters STD surmounted by a Crown, thus:—



**Mark No. 7**, denoting Superior Proof pressure, for arms of the First Class:—

As to the Two Companies the capital letters SUP surmounted by two Crowns, thus:—



**Mark No. 8**, denoting Special Definitive Proof, shall (in addition to any other Mark): —

As to the Gunmakers Company be the letters S P surmounted by a Crown, thus: —



As to the Guardians, the letters S P surmounted by a Crown, thus:—



**Mark No. 9**, denoting the Re-proof of a barrel or arm, shall: —

As to the Gunmakers Company, be the letter R surmounted by a Crown thus:—



As to the Guardians, the letter R surmounted by a Crown thus:—



**Mark No. 10**, denoting the Re-proof of an arm of the First Class where removable choke tubes have been fitted in the muzzle of any barrel.

As to the Gunmakers Company, be the letters C R surmounted by a Crown, thus:—



As to the Guardians, the letters C R surmounted by a Crown, thus:—



**Mark No. 11**, where, for any reason, such Proof Pressure is unknown and cannot readily be measured, it shall denote the nature of the load, in such manner as the Two Companies may consider suitable.


**Mark No. 12**, denoting the repair of a barrel, or any stress bearing part of a barrel by sleeving or lining.

As to the Two Companies the word **SLEEVED** or **LINED** in addition to any further marks necessary to evidence the reproof of the arm.


**Mark No. 13**, denoting the proof of arms of the first class for High Performance Steel Shot, the Two Companies **STEEL SHOT** and a fleur-de-lis, thus:—



**Mark No. 14**, denoting the Nominal Size of the bore of the barrel of an arm of the First Class, or of a smooth bore arm of the Fourth Class shall be indicated by the nominal number of balls of pure lead having a specific gravity of 11.352, to the imperial pound, as 12, 16 or 20 which may be surrounded by a diamond, as for example thus:—



or the nominal bore diameter in decimal parts of an inch or millimetres, which may be surrounded by a diamond as for example thus:—



**Mark No. 15**, denoting the internal diameter of a barrel of an arm of the First Class or of a smooth bore arm of the Fourth Class, measured in accordance with Rule 18, shall be indicated by the diameter in millimetres set out in Table 1B of Appendix I, at a distance of 23 centimetres from its breech face.

**Mark No. 16**, denoting the length of Chamber of a barrel of an arm of the First Class or of a breech loading smooth bore arm of the Fourth Class, measured in accordance with Rule 18, shall be indicated by millimetres, as 65 mm, 70 mm, 76 mm, etc.

**Mark No. 17**, denoting the calibre or the Nominal Size of the bore of a barrel of an arm of the Second or Third Class, or of a rifled arm of the Fourth Class, as declared by the Sender, shall be indicated by millimetres and decimal parts thereof, such as 8mm, 7mm or 7.62mm except where Imperial designations are Internationally recognised when the calibre shall be indicated by inches and/or decimal parts of an inch, such as .450 or .303.

**Mark No. 18**, denoting the length of the Cartridge Case used in an arm of the Second or Third Class or of a rifled breech loading arm of the Fourth Class, measured in accordance with Rule 17, may be indicated at the discretion of the Two Companies or by request.

**Mark No. 19**, denoting the year in which Proof or Re-proof was completed applied to arms of the First, Second, Third and Fourth Class.

**Mark No. 20**, denoting the proof of arms for magnum loads may be applied together with **Mark No. 7**.

**Appendix II** hereto sets out, in tabular form, the identification numbers, the notation and short description of the respective Proof Marks to be used respectively by the Two Companies, but in the case of any difference or doubt as between this Rule and Appendix II or the interpretation thereof, the terms of this Rule shall prevail.

37. — Marks denoting due proof shall be made by any method which the Two Companies shall think fit.

38. — **Mark No. 1** shall be made on each barrel which has passed Provisional Proof.

39. — **Mark No. 2**, as to the Gunmakers Company and **Mark No. 3**, as to the Guardians, shall be made on each action of each arm and on each cylinder of each revolver, which has passed either Definitive Proof or Special Definitive Proof for Nitro Powder.

**Mark No. 2**, as to the Gunmakers Company and **Mark No. 4**, as to the Guardians, shall be made on each action of each arm and on each cylinder of each revolver, which has passed either Definitive Proof or Special Definitive Proof for Black Powder only.

40. — **Mark No. 3**, shall be made on each barrel of each arm, which has passed Definitive Proof or Special Definitive Proof for Nitro Powder.

41. — **Mark No. 6**, shall be made on the barrel of arms for Standard Proof. **Mark No. 7**, shall be made on the barrel of arms for Superior Proof.

42. — **Mark No. 5**, And in addition, as to the Gunmakers Company, **Mark No. 2**, and as to the Guardians, **Mark No. 4**, shall be made on each barrel of an arm, which has passed Definitive Proof or Special Definitive Proof for Black Powder only.

43.— **Mark No. 8**, shall be made on each barrel of each arm, which has passed Special Definitive Proof.

44. — **Mark No. 9**, shall be made on each barrel of each arm, which has passed re-proof.

45. — **Mark No. 10**, shall be made on each barrel of each arm converted to accept removable choke tubes.

46. — **Mark No. 11**, may be made on each barrel of each arm, which has passed either Definitive Proof or Special Definitive Proof, whether such proof be for Nitro Powder or for Black Powder only.

47. — In addition to the foregoing, there may be made on each barrel of each arm, which has passed either Definitive Proof or Special Definitive Proof, whether for Nitro Powder or for Black Powder only, the following:—

(i) On those of the Second or Third Class, **Marks Nos. 15 and 16**.

(ii) On those of the fourth Class, but only insofar as the Proof Master shall in his absolute discretion deem the same appropriate, either if of smooth bore **Mark No. 14**, and if also chambered, **Mark No. 15**, or if rifled, **Mark No. 16**.

48. — **Mark No. 16**, may be made on each barrel of each arm of the Second or Third Class, which has passed either Definitive Proof or Special Definitive Proof, whether for Nitro Powders or for Black Powder only.

49. — Any barrel or arm submitted for re-proof which already bears marks representing such re-proof shall, if it passes proof, be marked with **Mark No. 9** in addition to the marks it already bears. Should any barrel or arm submitted for re-proof bear marks which do not fully represent the proof for which it is then submitted, every such mark may, after the barrel or arm passes proof, be deleted or barred out and the barrel or arm marked as if it had not previously been proved, or such additional marks may be made in any position as will evidence its further proof.

50. —(1) **Mark No. 3**, shall be made near the breech end of each barrel, but may be repeated elsewhere on the barrel at the discretion of the Proof Master in accordance with Rule 49.

(2) All other requisite marks shall be made on every arm of the First, Second or Third Class, near the breech end of each barrel, and if provisionally proved, near **Mark No. 1**, and in the case of arms of the Fourth Class, in such positions on their barrels as the Two Companies shall think fit. Where any arm (being of the Fourth Class) has no action fitted, or has neither action nor cylinder, such marks shall be made near the breech of each of its barrels.

(3) Marks shall be made on the flat of each barrel. If there be no such flat, or if the Sender otherwise requests, they may be made on the round of such barrel or elsewhere as may be convenient; but, in no circumstances, if it is possible to make them where they are visible, shall such marks be so made as to be concealed by any fitting which can be removed only with the use of some instrument or tool.

51. — If a barrel or arm already proved and marked as proved shall fail any subsequent proof or re-proof, the Proof Master shall, before returning the whole or any part of it to the Sender, either delete or bar out all existing marks, (excepting any unique identifier or serial number) or ensure, to his satisfaction, that the whole of such barrel or arm will, within a reasonable time, be re-submitted for proof or re-proof.

52. — Appendix III hereto sets out other marks used by the British Proof Authority.

53. — Appendix IV hereto comprises the Register of C.I.P. Proof Marks of member states with whom the United Kingdom has reciprocal recognition and includes C.I.P. Decisions relating to minimum standards for the conduct of proof.

## **PART VI**

### **54. APPROVAL FOR CARTRIDGE CONTROL**

#### **TESTING OF AMMUNITION**

**Reference in the following text to a C.I.P. Decision is made by the use of Roman numerals in brackets. The French text is authoritative.**

#### **3.1 TESTING OF COMMERCIAL AMMUNITION [XV-7]**

The Permanent International Commission for the Proof of Small Arms (C.I.P.) in the framework of procedure defined in Articles 1-3 and 1-4 of the Convention of 1<sup>st</sup> July 1969, has laid down conditions for commercial ammunition testing in order that safety standards may be guaranteed.

The UK is an adherent to the Convention and as such is a CIP Member State.

These provisions in Part VI represent the equivalent of the Scales of powder for proof and service loads in Schedule B of the Gun Barrel Proof Act of 1868.

#### **Article 1**

Member States apply registered approval marks to commercial ammunition and its packaging intended for portable small arms. Reciprocal acceptance of national markings is taken for granted.

Approval marks may only be applied when the ammunition has been tested in accordance with the procedures laid down in the following text and conforms to the conditions imposed by the C.I.P. Samples of ammunition from the batch to be tested will be taken as per the conditions laid down in the technical appendices. Lot definition is also given in the form of an appendix. The cartridge of a given calibre must be fired only in a weapon or device of the same calibre designed for that cartridge [XX11-3].

## Article 2

Testing may be carried out either by the national organisation, in the UK the British Proof Authority, or by the manufacturer, under the supervision of the national organisation. Responsibility will, in all cases, rest with the manufacturer.

Ammunition testing includes:

- a. Verification of distinctive markings on basic packages.
- b. Verification of the existence of distinctive markings on each cartridge and, for ammunition loaded with steel shot, the component parts of the cartridge [XX11-2].
- c. Verification of dimensions.
- d. Inspection and checking of the mean pressure or, failing that, of parameters judged to be equivalent in the case of special ammunition, and for cartridges loaded with steel shot the mean velocity and the momentum. [XX11-2].
- e. Functional safety testing.

## Article 3

3.1 All cartridges, including re-filled cartridges, must bear the following marks: [XX1-5]

- a. The identity of the cartridge manufacturer or the person who re-filled them or the person guaranteeing them.
- b. Identification must be provided by a manufacturer's mark or a mark of origin applied in indelible fashion either to the base or the cartridge case.
- c. In the case of re-filled cartridges, all previous marks must be obliterated.
- d. On the base of centerfire ammunition, the calibre in accordance with the relevant standard or the commercial name of the ammunition.

If it is impossible for technical reasons to show the calibre on the base, it may be marked in indelible fashion on the body of the cartridge case.

- e. For shotgun ammunition loaded with lead or steel shot the size of the shot and the length of the cartridge case; (If this length exceeds 65mm for Cal. 20 and above or 63.5 mm for Cal. 24 and below. [XX11-2].
- 3.2 Proof and high performance ammunition must be capable of identification:

- a. Proof ammunition:  
either by a serrated rim, or by the colour red on the base, or by the whole cartridge case being red in colour, or by the words “Proof Ammunition” coupled with the proof pressure for that calibre on the body of the cartridge case in one of the languages used by C.I.P. Member States.
- b. High performance ammunition for smooth bore weapons:  
either by a different colour on the base, or by marking the pressure on the body of the cartridge case. (Max. 1050 bar or For a weapon proved to 1370 bar in one of the languages used by CIP Member States [XXV-2]).
- 3.3 Ammunition intended to be fired from dust shot weapons must have different dimensions in order that such rounds may not be inserted into alarm, or blank firing, weapons. [XX111-2]
- 3.4 In the case of cartridges loaded with steel shot, the words “Steel Shot” must be printed on the cartridge tube. Possibly the same inscription in one of the languages of the C.I.P. Member States could be added.
- 3.5 In the case of cartridges loaded with steel shot, the shot load must be furnished with a direct protection device of sufficient strength designed to prevent any abrasion by the shot on the barrel walls. (The protection must withstand firing from -20°c to + 50°c [XX11-2]).
- 3.6 With the exception of high performance cartridges, no new round of ammunition which is not yet included in the C.I.P. Tables may be type approved (homologated) either:
  - a. if it can be loaded into and fired in the chamber of a small arm designed to fire ammunition of a calibre already homologated and included in C.I.P. Tables and which has the same or similar dimensions and a maximum permitted pressure lower than that of the new ammunition  
or;
  - b. if ammunition already homologated or included in C.I.P. Tables, has the same or similar dimensions and a maximum permitted pressure higher than that of the new round of ammunition, and can be loaded into and fired a small arm designed for this new round of ammunition with a maximum permitted pressure lower than that of ammunition calibres already homologated. [XX1V-1].

#### Article 4

Commercial ammunition must be packed in suitable containers.  
The basic package must be suitably closed. It must bear the following markings:

- a. Factory name or brand of the manufacturers or of the person for whom the ammunition was produced and who accepts responsibility for its compliance with current regulations.



- b. Trade name or standard title.
- c. Batch identification number and the quantity of ammunition contained in the basic package.
- d. High performance ammunition, for small arms bearing superior proof marks or its equivalent:
  - for ammunition loaded with lead shot, an additional marking showing clearly that they may only be fired in weapons which have been subjected to superior proof; (U.K. magnum proof.)
  - for ammunition loaded with steel shot, an additional marking showing clearly that they may only be fired in weapons which have been subjected to steel shot proof;
  - if the steel shot diameter exceeds 4 mm, an additional marking showing that the cartridges may only be fired in weapons which have been subjected to steel shot proof and where the barrels have a choke of less than 0.5mm; [XX111-12].
- e. For “steel shot” cartridges the wording: Beware of ricochets, avoid firing at rigid and hard surfaces [XX11-2]
- f. For proof cartridges; “Proof Ammunition” [XXV-2]
- g. A C.I.P. approval mark certifying that the ammunition has been tested in accordance with C.I.P. specifications.
- h. In the case of re-filled cartridges, information clearly stating that they are re-filled cartridges [XX1-5]
- i. For cartridges not capable of firing solid projectiles, if need be, a description of the liquid and gaseous substances discharged during firing [XX111-1.A]

#### Article 5

The dimensions of the cartridge must be checked using officially authorised methods. The maximum values must be in conformity with the C.I.P. Tables.

#### Article 6

The measurement of mean pressure, of mean velocity, and momentum, and other parameters must be carried out in accordance with C.I.P. Decisions and Tables. The values obtained must correspond statistically to a mean value less than or at the most equal to that permitted by the C.I.P. [XX11-2]

## Article 7

Functional safety tests will be carried out as specified by the C.I.P.

## Article 8

8.1 The right to apply approval marking is accorded, for given types of ammunition, by the national authority of a member state to the manufacturer or to the person whose company is mentioned on the ammunition and who guarantees it. This right is equally accorded to petitioning importers who import from a non-member country into a member country, for ammunition tested by the approved national organisation of that member country.

The said authority will be granted, provided that:

a. the petitioner possesses and uses devices to measure dimensions and pressures or, parameters considered to be relevant for the ammunition in question. In addition, he must employ personnel capable of using the equipment or demonstrate that he has entrusted the testing of the product to a recognised authority and:

b. that tests have demonstrated that the ammunition produced complies with the directives of the C.I.P., including the technical appendices referred to in Article 11.

8.2 The authorisation will remain valid as long as inspection controls carried out by a body approved by the national authority, show that the conditions listed in sub-paragraphs. (a) and (b) of this article continue to be observed. Approval will be withdrawn where this is not the case.

## Article 9

Authorisation to apply test markings, or to withdraw the same, will be communicated to the Permanent Bureau of the C.I.P., which will advise Member States accordingly.

## Article 10

If, in any particular country or member state, it is established that one or more lots of ammunition bearing C.I.P. approval marking is offered for commercial sale, but no longer conforms with the directives of the C.I.P., a counter test will be imposed by the national authority '(in the UK the British Proof Authority)' which governs the manufacturer, or the person responsible. This will be carried out on the testing equipment of the official organisation. If it is found that the criticism is well founded and that no immediate remedy is available, the British Proof Authority will decide whether or not the lot complained of (or batches) should be withdrawn from the market, informing national authorities of member states through the permanent office of the decision taken. If only pressure is in question, or an equivalent parameter, and these are too high, the manufacturer may be authorised to re-offer the ammunition for sale, marked as for ammunition developing pressure above normal.

In cases of urgency, where a member state finds that a certain batch of ammunition, bearing the approval mark, is a source of danger for the user or third parties, the competent national authority may insist that the lot be withdrawn from the market within its own country, immediately informing the Permanent Bureau of the C.I.P. and immediately adopting any safety measures which are imposed.

#### Article 11

This decision will be supplemented by technical appendices in which C.I.P. directives are given in detail.

#### Article 12

Formal procedures for the grant or withdrawal of approval within member states are the responsibility of the competent national authority.

#### Article 13

British ammunition manufacturers should be aware that the British Proof Authority may advise the United Kingdom Government to declare within a period of six months after the present decision enters into force, that it reserves the right of not applying it during the following three years. Member states making use of this right undertake to develop the principle of ammunition testing according to the standards imposed by the C.I.P. After a period of five years following the entry into force of the present decision all member states will be obliged to apply it.

### **3.2 TESTING OF COMMERCIAL AMMUNITION, EXPLANATORY REMARKS [XV1-5]**

#### 1. Article 2

The approved national body may grant to an authorised body or manufacturer the right to conduct checks on the ammunition manufactured by an applicant who does not fulfil the conditions laid down in Article 8.1.a. of 3.2. Responsibility for the ammunition shall rest with the applicant.

Checking by the authorised body or manufacturer shall be conducted under the supervision of the approved national body.

This right shall be granted only in respect of the manufacturing tests of lots, whereas the approved national body shall reserve the right to conduct type-testing and inspection control.

#### 2. Article 3 -2. Definition of high performance cartridges

A high performance cartridge is a cartridge, even of an approved type,

the maximum mean pressure of which is greater than the standard pressure laid down by the C.I.P. It must be treated as a new ammunition type and shall therefore:

- a. undergo type-testing approval.
- b. undergo manufacturing tests.
- c. undergo inspection controls.
- d. be listed in the C.I.P. tables.
- e. be marked with the approval markings.
- f. be individually identifiable (the basic pack shall bear the additional marking provided for).

The conditions for the proof of guns intended for firing this ammunition shall be specially laid down by the C.I.P.

The following shall be considered as high performance cartridges:

- ammunition intended to be fired in smooth bore small arms which have been subjected to superior proof and/or steel shot proof;
- all steel shot cartridges which exceed any one of the limits applying to standard cartridges given in Paragraph 7.1 of the Technical Annex; (3.3)
- proof ammunition [XX111-5]

### 3. Article 3

All ammunition must comply with the C.I.P. requirements, apart from the ammunition listed below: [XX1-7]

- a. proof cartridges loaded and used directly by the approved national body and proof cartridges sold directly without intermediary by a manufacturer to an approved national body in the same country.
- b. experimental cartridges of a new type which, in the research and development stage, may be supplied for tests, in small quantities, to various users not on the manufacturer's staff. Such cartridges shall not bear the C.I.P. mark of inspection and shall not be subjected to C.I.P. provisions. They may however, if national legislation so permits, circulate within the Member States of the C.I.P. without checking prior to release until such time as they are mass-produced.
- c. cartridges loaded or reloaded in small quantities for personal use or, free of charge, for the use of friends. Such cartridges shall not bear the C.I.P. mark of inspection and shall not be subject to C.I.P. provisions. They may however, if national legislation so permits, circulate within the Member States of the C.I.P. and be used there freely.

Paragraph 4.2.2. of the Technical Annex does not apply to the

cartridge listed above (3.3.)

4. Article 3.6

If, in the case of new calibres originating from third party countries, the measurement procedure differs from that laid down by the C.I.P., a safety surcharge factor of 1.07 must be applied to the mean pressure obtained during the type approval process.

This factor applies to all cartridges designed for long rifled barrel weapons, pistols, and revolvers, of both centre fire and rim fire type.  
[XX1V-13]

5. Article 8.1a

The conditions laid down in Article 8.1.a of 3.2 shall also be regarded as fulfilled if, in place of the applicant, an authorised body or manufacturer is entrusted with the manufacturing test.

6. Article 13

The option of deferring implementation of the C.I.P. decision for 3 years affects mutual Recognition among Member States; a longer period is not provided for. During this 3-year transition period a Member State availing itself of this option of deferring implementation of the C.I.P. decision shall be regarded as a non-member State, and the provisions laid down in respect of cartridges from non-member countries shall be applied to it.

Implementation of the C.I.P. decision in respect of ammunition intended for the internal use of a Member State shall become obligatory after 5 years in all Member States and without any prior declaration.

7. During the transition period any Member State having implemented the “Ammunition Approval” provisions may approve a type of cartridge from a Member State in which the system is not yet in force.

Such cartridges shall bear the approval marking of the Member State which has carried out the type approval.

When the transitional period has expired the type approval system takes effect and the approval marking on the ammunition must from then on be replaced by the marking of the manufacturer’s country, and the approved national body of this Member State, will assume full responsibility and shall carry out the inspection and manufacturing test according to national rules.

8. From the end of the transitional period, in principle, it shall be for the approved national body of each Member State to carry out the tests provided for by the C.I.P. on all ammunition manufactured within its territory.

In exceptional cases this approved national body may ask the approved national body of another Member State to carry out these checks.

9. Paragraph 1.2.1 of the Technical Annex

Since the lot to be taken for type testing comprises twice as many items as the lot for manufacturing test it shall be understood that the number of admissible defects is to be determined statistically. The number of admissible defects shall be 3, 5, 8, 12 according to the size of the lot indicated in paragraph 4.3.2 of the Technical Annex.

10. Paragraph 1.4.1-A-c of the Technical Annex

The inspection control is to be carried out on a single lot for each type.

11. In the case where a new calibre not featuring yet in the tables of C.I.P. is presented for type approval to an agreed National Organisation, this latter may base the checking on specifications provided by the manufacturer.

The agreed National Organisation is in this case required to notify the Permanent Bureau, at the same time as type approval of the mean measured maximum pressure, the maximum permissible pressure and all the information provided by the manufacturer, duly verified and checked.

The Permanent Bureau is required to send all the relevant information to the delegates of the Member States.

Pending the coming into force of acceptance by the C.I.P. at Plenary Session, this information may serve as a basis for the inspection and testing of the arms and ammunitions of this calibre [XX-2]

***Cartridges 20 gauge for shotguns - Declaration [Minutes XX]***

**C.I.P. requests that Delegations recommend to their manufacturers the reservation and use of yellow colour cartridge cases for shotgun cartridges in 20 gauge, in order to avoid mistakes being made by shooters which could prove dangerous by the accidental insertion into the chamber of a 12 gauge barrel.**

***High performance cartridges - Declaration [Minutes XX11]***

Cartridges for rifled weapons must not develop a mean pressure greater than the corresponding Pt.max given in the TDCC.

### **3.3 TECHNICAL ANNEX FOR THE TESTING OF COMMERCIAL AMMUNITION [XV-7 Annex]**

#### Summary

1. Generalities and definition of tests
  2. Type definition
  3. Lot definition
  4. Sampling
  5. Visual tests
  6. Dimension tests
  - 7a. Inspection and check of the mean pressure, or of parameters judged to be equivalent, for a special ammunition.
  - 7b. Steel shot, inspection and check of mean velocity and momentum [XX11-2]
  8. Functional safety tests
  9. Imported ammunition.
- 
1. Generalities and definition of tests

#### 1.1 Suitability of installations

1.1.1 For the purpose of Article 8.1.a. of 3.2 at the request of the petitioner, the British Proof Authority will be obliged to carry out inspections of installations and measuring equipment for each type of ammunition, with a view to establishing whether or not they comply with the directives of the C.I.P. and to grant them approval.

1.1.2. The inspection will include:

- a. Checking whether the dimensions of pressure gauge barrels conform with the directives of the C.I.P.
- b. Checking the reliability of pressure testing equipment, using reference cartridges or calibrated pressure gauge barrels.
- c. Checking calibres and instruments intended for dimensional tests of ammunition.
- d. Checking weapons to be submitted to functional safety tests.

#### 1.2 Type testing of ammunition

1.2.1 At the request of the petitioner and in accordance with Article 8.1.b. of 3.2, the British Proof Authority will type test mass produced ammunition in accordance with the procedures adopted for production tests but on double numbers of cartridges.

1.2.2 First imports from non-member states will be subjected to the same tests.

1.2.3 If the inspection and check was passed as satisfactory,

the applicant receives a Type Inspection Certificate containing the following information:

- name and address of the applicant;
- commercial nomenclature or standard nomenclature of the ammunition submitted for inspection and checking;
- date of issue of type classification inspection and approval;
- the inspection approval mark to be used. [XX111-1.a]

1.2.4. If the test is not satisfactory, the petitioner will be permitted to submit new batches of ammunition for further examination.

### 1.3 Manufacturing test

1.3.1 If type testing has been satisfactory, manufacturing tests will be carried out by the producer or the authorised importer or the approved National Agency, on each batch of ammunition, with a view to checking that the C.I.P. directives are constantly applied during current production.

1.3.2. Manufacturing test results will be registered and numbered by the examiner, as per procedures laid down by the approved National Agency. Those records will be maintained at all times and held at the disposal of the approved National Agency.

### 1.4 Inspection control

1.4.1. The approved National Agency will carry out inspection controls as laid down in Article 8.2., as follows.

A: For a petitioner, authorised to conduct manufacturing tests, at least once every three years:

- a. Installations checks according to the procedure laid down in paragraph 1.1.2;
- b. Checking manufacturing tests;
- c. A manufacturing test in accordance with procedure laid down in paragraph 1.3;

B: For importers from third countries not authorised to carry out manufacturing tests, at least once per year:

- a. Checking the existence of the certificate referred to in paragraph 9.;
- b. Checking whether manufacturing tests are carried out by demanding the submission of one or more certificates, according to the size of imports;
- c. A test of each type of ammunition imported during the current year in accordance with paragraph 1.3 on such occasions, the manufacturing test certificate for the lot selected for inspection must be supplied by the importer.



1.4.2 If, during an inspection, it is found that C.I.P. directives have not been complied with, the approved National Agency will report the defect and the period in which this may be remedied. If no remedy is submitted, the procedure of Article 8.2 will be applied.

2. Type definition

Types will be defined by “Designation of Calibre” in dimensions tables for cartridges approved by the C.I.P., or by the commercial nomenclature.

3. Lot definition

3.1 The lot will be made up of a batch of ammunition of the same type, manufactured in series production, and loaded from the same loading machine. Each lot is changed whenever any constituent part of the cartridge is changed [XX11-5]

3.2 For ammunition originating from a non-member country, a lot of ammunition will be so considered, when it consists of cartridges filled by the same cartridge manufacturer, delivered together by the same importer from a member state and which present the same homogeneous features as those indicated in paragraph 3.1 above.

4. Sampling

4.1 Sampling will be carried out at random and the most representative specimen will be tested at the examiner’s discretion.

4.2 Type Control

4.2.1 For type control purposes, the lot will consist of at least 3,000 cartridges.

4.2.2 Where a lot consists of fewer cartridges than indicated in paragraph 4.2.1. a decision for each particular case will be taken by the approved National Agency, taking into account the principles and directives of the C.I.P.

4.2.3. For type testing, the lot will be selected from ammunition developing the highest maximum pressure.

4.3 Manufacturing tests

4.3.1. The amount of ammunition to be submitted to manufacturing tests as a lot must not exceed:

- 500,000 cartridges for central percussion ammunition.
- 1,500,000 cartridges for rim fire ammunition.

### 4.3.2. Sampling

---

Lot	up to	35,001	150,001	500,001	
	35,000	to	to	to	
		150,000	500,000	1,500,000	
a. dimensional and visual test	125	200	315	500	
b1 pressure test	20	30	30	50	
b2 test of velocity and momentum (steel shot cartridges)	20	30	30	50	[XX11-2]
c. functioning test	20	32	32	50	

---

In the case of riveting cartridges and cartridges for humane killers, samples for the pressure tests shall be taken from the most powerful ammunition and shall consist of 12 cartridges for each additional volume selected. [XX1-6.1]

4.3.3. The number of items prescribed for the manufacturing checks may be altered if the manufacturer has a quality control system.

A checking plan must then be submitted in advance to the approved national body. The national body shall examine the checking plan and may authorise checking in the course of manufacture, ensuring that the C.I.P.'s safety provisions are fully respected [XV111-10-2]

## 5. Visual test

5.1 The following checks of sample ammunition are made:

5.1.1. The presence of distinctive markings and the contents provided for in Article 3. [XX11-2]

The number of admissible defects for the marks described in 3.1.a, 3.1.b, 3.1.c, 3.1.e: 2,3,5,8, according to the size of the lot mentioned in paragraph 4.3.2 above.

Number of defects for the marks provided for in paragraphs 3.1.d, 3.2, 3.3 and 3.4: NIL [XX11-2]

5.1.2. The absence of defects of the cartridge case before firing: Number of defects admissible for longitudinal fissures of lengths inferior or equal to 3 mm at the mouth: 2,3,5,8 according to the size of the lot as mentioned in paragraph 4.3.2 above. Number of under mentioned defects admissible: NIL

- wrong calibre;
- longitudinal fissures at the mouth longer than 3mm;
- all other longitudinal and/or transverse fissures;
- rupture of the base.

- 5.2 The basic package of ammunition sampled is to be checked for the following:
- 5.2.1. Admissible number of marking defects referred to in paragraphs 4-a, 4-c, 4-f, 4-g: 2,3,5,8, according to lot size mentioned in paragraph 4.3.2 above.  
Number of defects for markings referred to in paragraphs 4-b, 4-d, 4-e, 4-h: NIL [XX111-3]
- 5.2.2 The presence of cartridges of different types in the same basic package. Number of defects: NIL.
- 5.3 The lot will be sent back for checking and presentation at a later date if the number of defects mentioned in paragraphs 5.1 and 5.2 above is exceeded.

6. Dimensions test

- 6.1. The dimensions test must make it possible to check the important dimensions from the safety point of view, plus those which define the type. Those dimensions indicated in Cartridge Dimensions Tables approved by the C.I.P. are referred to in Addendum A to this annex.
- In the case of cartridges for blank or alarm weapons, the total length after firing (L3) is also measured for those cartridges which were used to determine the gas pressure or energy. [XX111-1.A]
- 6.2 All ammunition sampled must conform to fixed dimension limits considered important from the point of view of safety.
- 6.3 Fixed dimension limits for type approval are to be checked by means of a form gauge, taking into account minimum dimensions of chambers as referred to in Addendum A. All ammunition sampled must fit easily into this general form gauge.
- 6.4 The primer is checked to verify that it does not protrude above the level of the base of the ammunition.
- 6.5 If a defect is encountered, the lot will be returned for checking and subsequent re-presentation.
- 6.6. In the case of cartridges loaded with steel shot, the shot must have a Vickers hardness value: - on the surface:  $VH1 < 110$  - at the core:  $VH1 < 100$
- 6.7. The steel shot pellets contained in standard cartridges must have a diameter for 12 bore cartridges less than or equal to 3.25mm. [XXV1-7]

## 7. Maximum pressure test

- 7.1 Sampling will be carried out as laid down in para 4 above. Pressure barrels to be used, the method to be applied for pressure measurement, and the evaluation of results, are covered in C.I.P. decisions.

Pressure barrels, as specified by the CIP, are to be used to check the mean velocity and the momentum of steel shot cartridges. The mean velocity and the momentum must be measured at a distance of 2.5 m from the muzzle and the values to be met are the following:

- standard 12 bore cartridges:  
mean velocity: less than or equal to 400 m/s;  
momentum : less than or equal to 12 Ns.
- high performance 12/70 cartridges:  
mean velocity: less than or equal to 430 m/s;  
momentum : less than or equal to 13.5 Ns.
- high performance 12/73 and longer cartridges:  
mean velocity: less than or equal to 430 m/s;  
momentum : less than or equal to 15 Ns. [XXV1-7]

- 7.2. Normal test conditions are as follows:

- temperature:  $21^{\circ}\text{C} \pm 1^{\circ}\text{C}$
- relative humidity:  $60\% \pm 5\%$

Type testing will be carried out on ammunition so conditioned over a 24 hour period. Manufacturing tests may be carried out on ammunition in an environmental state. In the event of a dispute, results obtained from ammunition acclimatised in the fore-going conditions will be made.

- 7.3. Pressure values must not exceed those laid down by the C.I.P. In case of doubt and if the maximum calculated value does not exceed 1.25 P-max, a check test will be permitted on a double number of cartridges. The mean results of the tests must comply with the directives of the C.I.P. Where this is not the case, ammunition from this lot remains unapproved, unless designated as high performance ammunition as per Article 3.2.

In the case of riveting cartridges and cartridges for humane killers, if one requirement is not met, an additional test on 12 cartridges shall be carried out [XX1-6]

- 7.4. If the C.I.P. has stipulated the measurement of kinetic energy, this must, after statistical evaluation, comply with the relevant directives. To effect this measurement, an illuminated velocity screen installation will be used, the electronic recording apparatus of which will be precise to at least 10 micro-seconds. The unit of measurement will be a minimum of one metre. The first optic barrier will be placed at 0.50 m from the muzzle. If these requirements given above are not met then the results

must be adjusted accordingly.

8. Functional safety tests

8.1. Checks of operating safety shall be carried out during type-testing and inspection using a standard reference barrel or a firearm the chamber dimensions of which are in conformity with the dimensions given in the tables of dimensions approved by the C.I.P. In particular, for checking the operating safety of cartridges for smoothbore arms a firearm with the maximum chamber and headspace shall be used.

8.2. In manufacturing tests; checks of operating safety should be carried out using a firearm whose dimensions are within the C.I.P.'s permitted limits and which has been accepted by the approved National Body.

The dimensional characteristics of this firearm shall be recorded. In particular, for checking the operating safety of cartridges for smoothbore arms a firearm with the maximum chamber and headspace shall be used. [XIX-11-A.3]

8.3. In the case of blank cartridges for alarm weapons, during the type classification inspection, the checking of inspection procedures and factory inspection, the specific observation and detection of the defects covered by Paragraph 8.5.f. must be done by means of a pressure measurement barrel. [XX111-1.a]

8.4. Sampling will take place as laid down in the foregoing paragraph 4.

8.5. Defects to be treated as critical are the following:

- a. Escape of gases towards the rear, beyond the breech
- b. Seizing of the projectile, or parts thereof, within the barrel
- c. Tearing of the cartridge case, which remains completely or partially within the barrel .
- d. Total separation of the cartridge case
- e. Splitting of the cartridge case base.
- f. In addition, in the case of blank cartridges for alarm weapons, any discharge of fragments or particles of propellant, wad, etc. from the cartridge case, which have penetrated a sheet of A2 size paper of quality 100-115 g/m<sup>2</sup> and thickness of  $0.12 \pm 0.02$  mm mounted on a support at a distance of 1.5 m from the muzzle [XX111-1.A]

8.6. Where there is a defect, the lot will be sent back for revision and a further batch to be re-submitted at a later date.

9. Ammunition imported from third countries.

In the case of ammunition imported from non-member countries, for which no manufacturing controls are possible, the manufacturer will be required to supply an attestation certifying that manufacturing controls equivalent to those imposed by the C.I.P. have been carried out.

The approved National Agency of a member country, or the importer will have the right to obtain from the manufacturer a report on manufacturing tests for the batch imported.

In addition, inspection controls carried out by the approved National Agency of the ammunition importing country, from third country origins, will take place at least once per year.

### **3.4 TESTING OF COMMERCIAL AMMUNITION, DIMENSIONS TO BE CHECKED (ADDENDUM A TO PARA 6.1. OF DECISION XV7, ANNEX) (XV1-4, XX1V-2)**

#### ***I. Dimensions to test from the point of view of safety***

1. Cartridges designed for rifled weapons, including cartridges for pistols and revolvers, including rimfire cartridges.

- a. L3: total length of the case. (maximum cartridge)  
H2: diameter at the case mouth. (maximum cartridge)  
G1: diameter of the projectile at the case mouth. (maximum cartridge)

These dimensions must be lower than or at most equal to those laid down by the C.I.P. and given in the “Tables of Cartridge and Chamber Dimensions” and must be tested separately.

b. Distance  $L3 + G$  (L3: total length of case, G: distance between H2 and F of the chamber) taking account of the following diameters of the calibre of the barrel:

- F: land diameter of the bore. (minimum chamber)
- G1: diameter at rear of commencement of rifling. (minimum chamber)
- H2: diameter at front of chamber (at distance L3).(minimum chamber) and the following lengths:
  - S: distance from H2 to the end of the cylinder at diameter G1. (minimum chamber)
  - G: distance from H2 to F. (minimum chamber)

Distance  $S+G$  must be smaller than or at most equal to  $L3 + G$  as defined above.

c. Cartridge dimensions which affect headspace:

1. Rimless cartridges with tapered case.
  - L1: distance between the rear face of the base and diameter at P2, tolerance: -0.20 mm;
  - L2: distance between the rear face of the base and diameter of the neck at H1, tolerance: -0.20 mm.
  - P2: diameter at L1, tolerance: -0.20 mm.
2. Rimless cartridges with no taper:
  - L3: total cartridge length, tolerance: - 0.25 mm.
3. Rimmed cartridges:
  - R: rim thickness, tolerance - 0.25 mm.
4. Magnum (belted) cartridges:
  - E: height of belted base, tolerance: -0.20 mm.
5. Rimless pistol cartridges with no taper:
  - L3: total case length, tolerance: -0.25 mm.
6. Revolver cartridges:
  - R: rim thickness, tolerance: - 0.25 mm.
7. Rim fire cartridges:
  - R: rim thickness, tolerance: - 0.18 mm.

These dimensions and tolerances, measured by a suitable method, must comply with those laid down by the C.I.P. and as published in the “Tables of Maximum Cartridge and Minimum Chamber Dimensions” (TDCC) and must be inspected and checked individually [XXVI-10]

2. Shotgun cartridges for smoothbore firearms.

d: diameter of the case head  
t: thickness of the case rim

These dimensions and tolerances, measured by a suitable method, must correspond to those prescribed by the C.I.P. as listed in the “Tables of Cartridge and Chamber Dimensions”.

3. Cartridges for industrial tools.

L3: total length of the case (maximum cartridge)  
H2: diameter at the case mouth (maximum cartridge)

These dimensions must be lower than or at most equal to those laid down by the C.I.P. as listed in the “Tables of Cartridge and Chamber Dimensions” and must be tested individually.

4. Cartridges for blank firing alarm weapons

L3: total length of the cartridge (maximum cartridge)  
L6: total length of the cartridge before firing  
H2: diameter of the case at the end of the cylindrical section.

These dimensions must be lower than or at most equal to those laid down by the C.I.P. as listed in the “Tables of Cartridge and Chamber Dimensions” and must be tested individually.

5. Dust shot cartridges

L3: total length of the cartridge (maximum cartridge)  
P1: diameter under the rim or in front of the groove  
H2: diameter of the case at the end of the cylindrical section  
R: thickness of the rim.

These dimensions and tolerances, measured by a suitable method, must correspond to those prescribed by the C.I.P. as listed in the “Tables of Cartridge and Chamber Dimensions”.

**II. *Dimensions to be checked for type control***

1. Cartridges designed for rifled arms, including cartridges for pistols and revolvers including rimfire.

L1: length between rear face of the base and diameter P2  
L2: length between rear face of the base and diameter H1 of shoulder  
L3: total length of the case  
R: thickness of case rim  
R1: diameter of case rim  
E: thickness of the case head  
P1: diameter under the rim or in front of the groove or the distance E from the rear face of the base  
P2: diameter of the case at distance L1  
H1: diameter at base of neck at distance L2  
H2: diameter at the case mouth at distance L3  
G1: diameter of the projectile at the case mouth.

Distance E is used in determining the position of diameter P1; belted cartridges must comply precisely with this dimension.

The dimensions of the cartridge, taken together, must not exceed the corresponding chamber dimensions laid down by the C.I.P. as listed in the “Tables of Cartridge and Chamber Dimensions”.

2. Shotgun cartridges for smoothbore firearms

The dimensions indicated in 1.2. and in addition:

l: total length of the cartridge case prior to firing.



Considering the tolerances, the measured dimensions must be within the limits prescribed by the C.I.P. as listed in the “Tables of Cartridge and Chamber Dimensions”.

In addition, the cartridge must enter freely into the minimum chamber corresponding to the dimensions prescribed by the C.I.P. as listed in the “Tables of Cartridge and Chamber Dimensions”.

3. Cartridges for industrial tools.

- L3: total length of the cartridge after firing
- L6: total length of the cartridge before firing
- R: thickness of case rim
- R1: diameter of case rim
- P1: diameter of the case under the rim or in front of the groove
- H2: diameter of the case at the at the end of the cylindrical section .

The dimensions of the cartridge, taken together, must not exceed the corresponding chamber dimensions laid down by the C.I.P. as listed in the “Tables of Cartridge and Chamber Dimensions”.

4. Cartridges for blank firing alarm weapons

- L3: total length of the cartridge after firing
- L6: total length of the cartridge before firing
- R: thickness of case rim
- R1: diameter of case rim
- E: thickness of case head
- P1: diameter under the rim
- H2: diameter of the case at the end of the cylindrical section.

Distance E is used in determining the position of diameter P1.

The dimensions of the cartridge, taken together, must not exceed the corresponding chamber dimensions laid down by the C.I.P. as listed in the “Tables of Cartridge and Chamber Dimensions”.

5. Dust shot cartridges.

- L3: total length of the case after firing
- L6: total length of the case before firing
- R: thickness of case rim
- R1: diameter of case rim
- E: thickness of case head
- P1: diameter under the rim or in front of the groove
- H2: diameter of the case at the end of the cylindrical section.

Distance E is used in determining the position of diameter P1.


Considering the tolerances, the dimensions of the cartridge, taken together, must not exceed the corresponding chamber dimensions laid

down by the C.I.P. as listed in the “Tables of Cartridge and Chamber Dimensions”.


55. **C.I.P. CARTRIDGE APPROVAL MARKS**

— United Kingdom C.I.P. Cartridge Approval marks contained in the Register denoting acceptance shall be:—

As to the Gunmakers Company, the capital letter “L” surmounted by a rose, surmounted by a crown, contained in an oval, thus:—



As to the Guardians, the capital letter “B” surmounted by a rose, surmounted by a crown, contained in an oval, thus:—



# APPENDIX I

## SMOOTH BORE SHOTGUNS

### CHAMBER DIMENSIONS (IN MM)

(See Rule 18)

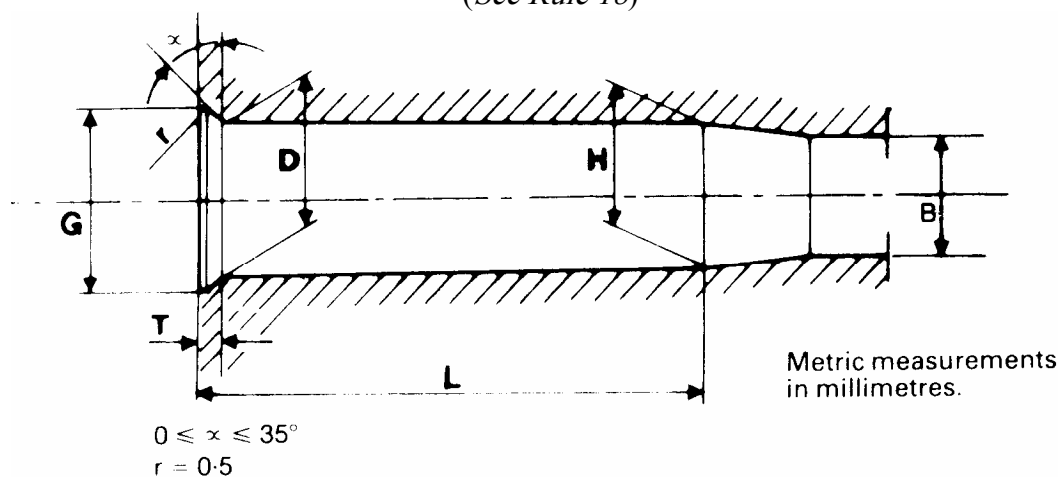


TABLE 1A

GAUGE	CHAMBER LENGTH		MOUTH OF CHAMBER		RIM				CHAMBER		BORE OF BARREL	
	L.min	Tol	D.min	Tol	G.min	Tol	T.min	Tol	H.min	Tol	B.min	Tol
4	101.6		27.70		30.50		3.30		26.30		23.35	+0.8
8	82.5		23.60		26.30		2.90		23.22		20.40	+0.8
10	73.0		21.75		23.75		1.90		21.40		19.3	+0.7
10	66.7		21.75		23.75		1.90		21.40		19.3	+0.7
12	76.2		20.65		22.55		1.85		20.30		18.2	+0.7
12	69.9		20.65		22.55		1.85		20.30		18.2	+0.7
12	65.1		20.65		22.55		1.85		20.30		18.2	+0.7
12	50.8		20.65		22.55		1.85		20.30		18.2	+0.7
14	65.1		19.70		21.55		1.75		19.35		17.2	+0.5
16	76.2		18.95		20.75		1.65		18.60		16.8	+0.5
16	69.9		18.95		20.75		1.65		18.60		16.8	+0.5
16	65.1		18.95		20.75		1.65		18.60		16.8	+0.5
20	76.2		17.75		19.50		1.55		17.40		15.6	+0.5
20	69.9	+2.0	17.75	+0.1	19.50	+0.1	1.55	+0.1	17.40	+0.1	15.6	+0.5
20	65.1		17.75		19.50		1.55		17.40		15.6	+0.5
24	63.6		16.80		18.55		1.55		16.50		14.7	+0.5
28	76.2		15.90		17.50		1.55		15.60		13.8	+0.5
28	69.9		15.90		17.50		1.55		15.60		13.8	+0.5
28	63.6		15.90		17.50		1.55		15.60		13.8	+0.5
32	63.6		14.60		16.20		1.55		14.30		12.7	+0.5
410	76.2		12.05		13.07		1.55		11.80		10.2	+0.5
410	63.6		12.05		13.70		1.55		11.80		10.2	+0.5
410	50.8		12.05		13.70		1.55		11.80		10.2	+0.5
9mm	44.6		9.90		11.50		1.45		9.70		8.5	+0.5

**APPENDIX I**

**RULES OF PROOF**

















**SHOTGUN BORE DIMENSIONS**

*(See Rule 18)*

TABLE 1B

Gauge	Millimetres		Gauge	Millimetres
4	24.0		20	16.2
	23.9			16.1
	23.8			16.0
	23.7			15.9
	23.6			15.8
	23.5			15.7
	23.4			15.6
23.3				
8	21.1		24	15.2
	21.0			15.1
	20.9			15.0
	20.8			14.9
	20.7			14.8
	20.6			14.7
	20.5			
20.4				
10	20.0		28	14.3
	19.9			14.2
	19.8			14.1
	19.7	14.0		
	19.6	13.9		
	19.5	13.8		
	19.4			
19.3				
12	18.9	32	13.2	
	18.8		13.1	
	18.7		13.0	
	18.6		12.9	
	18.5		12.8	
	18.4		12.7	
	18.3			
18.2				
14	17.7	.410	10.7	
	17.6		10.6	
	17.5		10.5	
	17.4		10.4	
	17.3		10.3	
	17.2		10.2	
16	17.3	9mm	9.0	
	17.2		8.9	
	17.1		8.8	
	17.0		8.7	
	16.9		8.6	
	16.8		8.5	






**APPENDIX II**  
**TABULATION OF PROOF MARKS**  
*(See Rule 36)*

Mark No.	Mark to indicate	Mark used by either Company, or notes on Marks used by both Companies.		Mark used or Examples of Marks used by both Companies
		Gunmakers Company	Guardians	
1	Provisional Proof			
2	Definitive Proof		<b>Either Mark No.3 or No.4</b>	
3	Definitive Proof for Nitro	 And Mark No.2		
4	Definitive Proof for Black Powder only	<b>Mark No.2</b>		
5	For Black Powder only	<b>NOT NITRO</b>	<b>BLACK POWDER</b>	
6	Standard Proof	Minimum Mean Pressure 960 bar (Transducer) Minimum Mean Pressure 850 bar (Crusher) 		
7	Superior Proof	Minimum Mean Pressure 1370 bar (Transducer) Minimum Mean Pressure 1200 bar (Crusher) 		
8	Special Definitive Proof			
9	Re-proof			
10	Choke Re-proof			
11	Proof Load	Propellant and its weight in grams and Weight of projectile in grams	Propellant and its weight in grams and Weight of projectile in grams	6.5 grms Black Powder 36 grms shot

## APPENDIX II









### TABULATION OF PROOF MARKS

*(See Rule 36)*

<i>Mark No.</i>	<i>Mark to indicate</i>	<i>Mark used, or notes on the Marks used by both Companies.</i>		<i>Mark used or Examples of Marks used by both Companies</i>
		<i>Gunmakers Company</i>	<i>Guardians</i>	
12	Sleeving or Lining	<b>SLEEVED LINED</b>		<b>SLEEVED LINED</b>
13	High Performance Steel Shot	Minimum Mean Proof Pressure, as for High Performance Proof, with Steel Shot of a prescribed Diameter and Hardness achieving a minimum mean Momentum. <b>STEEL SHOT</b> 		<b>STEEL SHOT</b> 
14	Nominal Bore (Smooth Bore)	The nominal number of balls of pure lead having a specific gravity of 11.352, to the imperial pound or the nominal diameter in decimal parts of an inch or millimeters which may be surrounded by a diamond		 
15	Bore diameter at 23cms from breech (Smooth Bore)	Diameter in mm. of largest bore gauge which will measure at 23cms. from breech.		<b>18.5mm.</b>
16	Chamber Length (Smooth Bore)	mm.		<b>65mm.</b>
17	Nominal Bore (Rifled Barrel)	Decimal parts of an inch or mm.		<b>.303" 7mm.</b>
18	Case Length (Rifled Barrel)	mm.		<b>52.5mm.</b>
19	Year of Proof	<b><u>LP</u> 04</b>		
20	Magnum Proof	<b>MAGNUM</b>		<b>MAGNUM</b>











### APPENDIX III

#### TABULATION OF OTHER MARKS

<i>Mark No</i>	<i>Mark to indicate</i>	<i>Marks used by both Companies.</i>		
		<i>Gunmakers Company</i>	<i>Guardians</i>	
21	Deactivation Mark			By authority of The Secretary of State for the Home Office
22	Magazine Restriction Mark			By authority of The Secretary of State for the Home Office
23	CIP Homologation			Allowed by the CIP for certain blank cartridge operated tools
24	Reject			Reject means invalid












## APPENDIX IV

### AUSTRIA













	WIEN	FERLACH
Provisional proof of barrels		
Compulsory definitive proof for Black Powder. All arms		
Compulsory definitive proof with quick-burning powder of all firearms using Smokeless Powder cartridges		
Voluntary superior proof for smoothbore sporting guns		
Inspection of ammunition		
Proof of certain small arms and portable devices using an explosive charge		
Proof „steel shot“ of smoothbore arms		



## BELGIUM

Muzzleloading smoothbore	Compulsory proof	ordinary	Barrel	
			Locking lever	
		superior	Barrel	
			Locking lever	
Breechloading smoothbore	Voluntary provisional	proof of barrel		
	Compulsory proof	Barrel	ordinary	
		Action	superior	
Salon rifles	Black Powder proof		Barrel	
			Action	
Rifles and carbines	Compulsory proof		Barrel	
			Action	

## BELGIUM Cont.

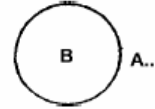
Belgium (suit)			
Revolvers	Black Powder proof	Barrel and frame cylinder	 
	Smokeless Powder proof	Barrel, frame and cylinder	
Automatic Pistols	Smokeless Powder proof	Barrel other proved parts	
Pistols using Flobert or revolver cartridges	Black Powder proof	Barrel other proved parts	 
	Smokeless Powder proof	Barrel other proved parts	
Foreign firearms	Barrel other proved parts	ordinary proof	
		superior proof	
Military firearms		Barrel	
		other proved parts	
Hard-tempered parts	may be marked thus		

## BELGIUM Cont.

Inspection of ammunition



Proof of certain small arms and portable devices using an explosive charge



Proof mark identifying the Proof House



Proof „steel shot“ of smoothbore arms



# CHILE

Proof of firearms and  
of portable devices using  
an explosive charge



Inspection of ammunition



Proof „steel shot“ of smoothbore arms

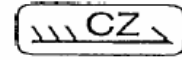


## CZECH REPUBLIC

Individual proof of warning guns, alarm arms, narcotising arms and other devices using expansive propulsion



Inspection of ammunition for small gas guns



Individual proof of muzzleloading arms using black powder



Individual proof of breechloading smoothbore arms using smokeless powder cartridges



Individual proof of arms for use with shot cartridges-superior proof



Individual proof of breechloading rifled arms using powder cartridges



Homologation of arms and devices using expansion propulsion



Inspection of ammunition



Inspection of powder



Re-Proof of all arms



Proof "steel shot" of smoothbore arms



Proof House Prag



# FINLAND

Inspection mark for commercial ammunition



Ordinary proof



Black powder proof



Magnum or superior proof



Proof „steel shot“ of smoothbore arms



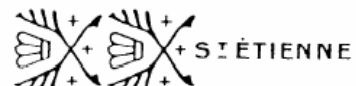
# FRANCE

Voluntary Proof:

Barrels in the finished state: ordinary proof



Barrels in the finished state: double proof



Barrels in the finished state: triple proof



Compulsory Proof:

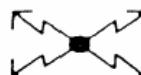
Devices classified as firearms: sample or modal proof



Guns in the finished state: ordinary black powder proof



Arms in the finished state when proved, i.e. ready for sale (supplementary mark)











Guns in the finished state: ordinary nitro proof



Proof "steel shot" of smoothbore arms



FRANCE Cont.

Guns in the finished state: superior nitro proof	
Proof of long barrelled rifled firearms	
Re-proof of long barrelled rifled firearms	
Guns in the finished state: ordinary black powder re-proof	
Ordinary nitro re-proof	
Superior nitro re-proof	
Proof of short barrelled firearms	
Re-proof of short barrelled firearms	
Inspection of ammunition	
Mark on rejected firearms	



# GERMANY

Definitive proof for black powder



Definitive proof for smokeless powder



Superior proof for smokeless powder



Proof of firearms used to fire a substance other than a solid projectile



Reproof



Distinctive proof marks of the different Proof Houses



ULM



BERLIN



KIEL



HANNOVER



MÜNCHEN



MELLRICHSTADT



KÖLN



SUHL

Inspection of ammunition



ULM



HANNOVER



KIEL



MÜNCHEN



MELLRICHSTADT



KÖLN



SUHL

Proof of certain small arms and portable devices using an explosive charge



## HUNGARY

Voluntary provisional proof



Definitive proof of arms in the white or in delivery condition



Reproof



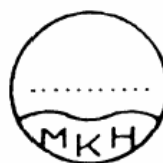
Superior Proof



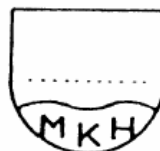
Inspection of ammunition



Proof of alarm devices  
Proof of alarm guns, starting pistols and gas pistols  
Proof of gas or compressed air arms using blank ammunition or ammunition with projectile energy less than 7,5 joules



Proof of certain small arms and portable devices using an explosive charge



Definitive proof with blackpowder



Proof "steel shot" of smoothbore arms



# ITALY

Distinctive proof mark of the Gardone V.T.  
Proof House impressed on all firearms



Definitive black powder proof



PN

Definitive smokeless powder proof



PSF

Voluntary superior smokeless powder proof



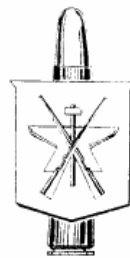
PSF

Supplementary mark for arms proved  
in delivery condition



FINITO

Inspection of ammunition



C. I. P.

Proof "steel shot" of smoothbore arms



# RUSSIAN FEDERATION

Proof of arms and inspection of ammunition  
Proof House of Izhevsk



Proof of arms and inspection of ammunition  
Proof House of Klimovsk



Proof of arms and inspection of ammunition  
Proof House of Krasnozavodsk



Proof "steel shot" of smoothbore arms



## SLOVAKIAN REPUBLIC

Individual proof of warning guns, alarm arms, narcotizing arms and other devices using expansive explosion



Individual proof of muzzleloading arms using black powder



Individual proof of breechloading arms using smokeless powder



Individual proof of arms - superior proof



Homologation of arms and devices using expansion propulsion



Inspection of ammunition



Inspection of powder



Proof "steel shot" of smoothbore arms



# SPAIN

Proof mark of Eibar Proof House  
Impressed on all arms



Proof of muzzle-loading firearms (Black Powder)



Voluntary black Powder proof of breech-loading  
barrels



Compulsory Smokeless Powder proof of  
breech-loading smoothbore firearms



Supplementary Smokeless Powder proof of  
breech-loading smoothbore firearms



Proof of saloon pistols and saloon rifles  
(with the powder normally used)



Proof of foreign firearms not bearing C.I.P.-  
approved proof marks



Proof of foreign firearms not bearing C.I.P.-  
approved proof marks



Inspection of ammunition



Proof of certain small arms and portable  
devices using an explosive charge



Proof "steel shot" of smoothbore arms



Made and done under the Common Seal of the Gunmakers' Company of the City of London.

The Common Seal of the Gun-Makers' Company of the City of London was hereunto affixed in the presence of

C. D. Price  
*Master*

R. J. Wilkin  
*Chairman*  
*Proof House Committee*

Made and done under the Common Seal of the Guardians of the Birmingham Proof House.

The Common Seal of the Guardians of the Birmingham Proof House was hereunto affixed in the presence of

C.C. Lemon  
*Chairman*

D. M. Milne  
*Law Clerk*

I approve the new Rules, Regulations and Scales of Proof

G. Sutcliffe M.P. 03/04/06  
*Parliamentary Under Secretary of State for*  
*Employment Relations and Consumer Affairs*





